



2023.03.22 Ver.3

Patient Transfer System



Instruction for use

EZ-251 Transfer Slide Sheet















Important:

Read these instructions carefully before using the EZ-251 Transfer Slide Sheet.

Manufacturer

EZ-Care Solution, Co., Ltd.
12F, No. 171, Sec. 4, Nanjing E. Rd.,
Songshan Dist., Taipei City 105, Taiwan
TEL: +886-2-2659-2277; FAX:+886-2-2798-8321;
E-mail: sales@ezcaresolution.com
www.ezcaresolution.com

All of the aids produced by EZ-Care Solution Co., Ltd fulfill the following norms for the medical products Class 1 (MDR (EU) 2017/145).

Explanation of symbols in Instruction for use and on labels			
	Model Number		Warning
	Lot No.		Hang dry
	Read the user manual		Manufacturer
	No sharps		European Representative
	Do not bleach		Medical device
	Do not iron		CE-marking
	Machine washable 30°C		Unique Device Identification

Product Label

EZ-Go[®]


Patient Transfer System

Transfer Slide Sheet

REF EZ-251


LOT 230301



 Do Not high
temp sterilize

Material: Nylon

MADE IN TAIWAN

 **EZ-CARE**

EZ-Care Solution Co., Ltd.
12F, No.171, Sec 4, Nanjing
E. Rd., Songshang Dist.,
Taipei Taiwan
www.ezcaresolution.com
sales@ezcaresolution.com

EC REP Obelis s. a.
Boulevard Général Wahis,
53 1030 Brussels, Belgium
Tel: +32 (2) 73 25 954
sales@obelis.net

MD 

UDI



471704851EZ-2213H

Contents

1. Introduction	5
1.1 Intended Use	5
1.2 Intended Environment	5
1.3 Safety	5
1.4 Warranty	6
1.5 Product Structure	6
1.6 Product Specification	6
2. Operation	7
2.1 Transfer between bed and wheelchair	7
2.2 Reposition in bed	7
3. Cleaning Instruction	8
4. Maintenance	8

1. Introduction

1.1 Intended Use

EZ-251 is a lightweight, foldable, patient transfer roller slide sheet that helps move or reposition a patient in bed or transfer to another device. It can also be used with other devices to make the transfer smoother.

1.2 Intended Environment

Acute Care, Long-term Care, Home Care

1.3 Safety



A failure to comply with the following safety points and further definitions in these instructions for use could lead to dangerous situations. Please read carefully.



Please consult with the patient's care team in advance to ensure the product can be used, and in combination with other devices, that is safe for the patient and the caregivers.



Always complete a patient risk assessment prior to all patient-handling activities.



It's important that caregivers receive manual handling training in advance.



There is a risk that the patient may slide off. Never leave the patient alone on the edge of the bed.



Never leave the product on the floor.



The device is made of heavy-duty fabric with strong abrasion resistance, tensile strength, and tear strength for easy patient transfer.



When transferring to another device (such as from bed to wheelchair), ensure there is no gap between two surfaces and two surfaces are leveled.




Ensure the transfer surfaces are securely locked.

1.4 Warranty

All EZ-GO products are supplied with a 1-year warranty, on construction and/or material faults unless otherwise stated. In the event of varying warranty terms, the warranty starts from the invoice date. The warranty does not cover failures and damage not caused by the product's defects such as improper cleaning.

1.5 Product Structure



1.6 Product Specifications

Size: 52x62 cm ($\pm 3\%$) (unfolded)

Weight : 40g ($\pm 3\%$)

Material: Nylon


Lifetime: under normal storage and use condition, 1 year.


2. Operation

2.1 Transfer between bed and wheelchair

- Place EZ-251 under the patient's hip area. The patient can use the help of his/her hands to move the body.

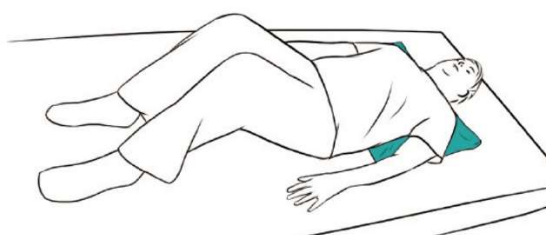


 Ensure both the bed and wheelchair are securely locked.

 Ensure the user is well-trained in advance.

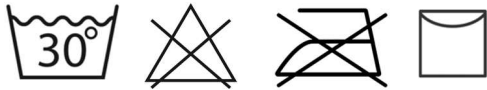
2.2 Reposition in bed

- Place EZ-251 under the patient's shoulder/hip area. The patient can bend the knee, push the body upwards/downwards, and move to the side in bed.



3. Cleaning Instruction

- Machine wash with a temperature up to 30°C.
- Do not bleach.
- Do not iron.
- Do not high-temperature sterilization.



4. Maintenance

- Store at room temperature.
- EZ-251 must be checked periodically.
 - ✓ Visual Check: Ensure the materials, seams, and stitching are intact/faultless.